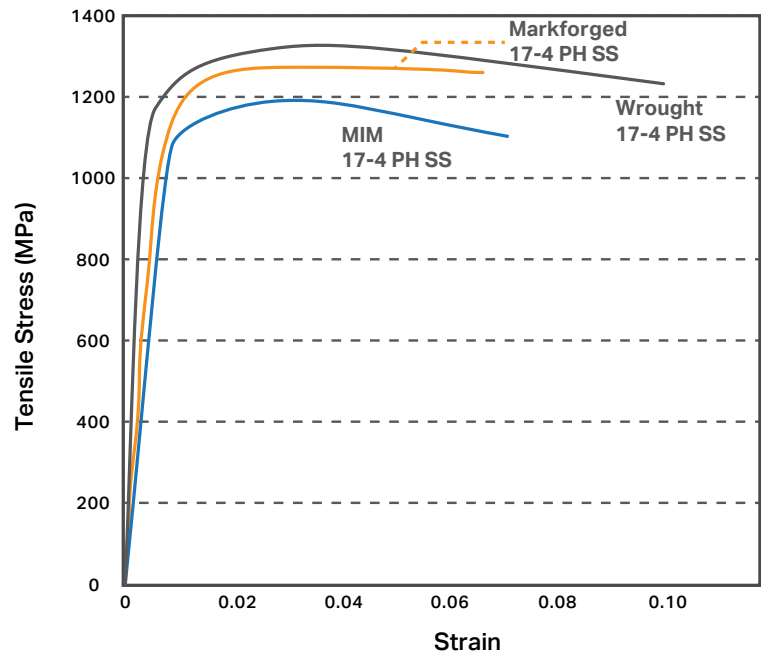


# 17-4 PH Stainless Steel

Composition	Amount
Chromium	15-17.5%
Nickel	3-5%
Copper	3-5%
Silicon	1% max
Manganese	1% max
Niobium	0.15-0.45%
Carbon	0.07% max
Phosphorous	0.04% max
Sulfur	0.03% max
Iron	bal



**● Markforged H900 Heat Treated**



17-4 PH stainless steel processed with the Markforged Metal X system heat treated to H900 specification.

**● MIM H900 Heat Treated**

17-4 PH MIM standard stainless steel heat treated to H900 specification.

**● ASTM A564 H900 Heat Treated**

ASTM A564 17-4 PH stainless steel heat treated to H900 specification.



Typical Mechanical Properties	Standard	Markforged H900	MIM H900	ASTM A564 H900
Ultimate Tensile Strength	ASTM E8	1250 MPa	1190 MPa	1310 MPa
0.2% Yield Strength	ASTM E8	1100 MPa	1090 MPa	1170 MPa
Elongation at Break	ASTM E8	6%	6%	10%
Tensile Modulus	ASTM E8	170 GPa	190 GPa	190 GPa
Hardness	ASTM E18	36 HRC	33 HRC	40 HRC
Corrosion	ASTM F1089	Pass	Pass	Pass
Relative Density	—	≥ 96%	95.5%	100%

All data and graphs on front page reflect values of H900 heat treated 17-4 PH SS. Markforged represent typical tested values values, while MIM H900 and Wrought H900 represent typical reference values from MPIF Standard 35. For values of Markforged printed 17-4 PH SS as-sintered and with H1150 heat treatment, please see the reverse side. All composition and "As-Sintered" data verified by a third party test facility. All microstructure images etched and photographed at Markforged.

# 17-4 PH Stainless Steel

Values listed below compare Markforged samples processed in three different ways: As-Sintered, heat treated to H900 standard, and heat treated to H1150 standard.

Typical Mechanical Properties	Standard	As Sintered	H900	H1150
Ultimate Tensile Strength	ASTM E8	1050 MPa	1250 MPa	950 MPa
0.2% Yield Strength	ASTM E8	800 MPa	1100 MPa	880 MPa
Elongation at Break	ASTM E8	5%	6%	10%
Tensile Modulus	ASTM E8	140 GPa	170 GPa	170 GPa
Hardness	ASTM E18	30 HRC	36 HRC	32 HRC
Corrosion	ASTM F1089	Pass	Pass	Pass
Relative Density	—	≥ 96%	≥ 96%	≥ 96%

These representative data were tested, measured, or calculated using standard methods and are subject to change without notice. Markforged makes no warranties of any kind, express or implied, including, but not limited to, the warranties of merchantability, fitness for a particular use, or warranty against patent infringement; and assumes no liability in connection with the use of this information. The data listed here should not be used to establish design, quality control, or specification limits, and are not intended to substitute for your own testing to determine suitability for your particular application. Nothing in this sheet is to be construed as a license to operate under or a recommendation to infringe upon any intellectual property right.